

## Pressure Gauge Battery Power Supply



## User's Manual

### PDIS01

---

## Preface

---

Thank you for purchasing digital pressure gauge. Please read this manual carefully before operating and using it correctly to avoid unnecessary losses caused by false operation.

**Note :**

- Modification of this manual's contents will not be notified as a result of some factors, such as function upgrading.
- We try our best to guarantee that the manual content is accurate, if you find something wrong or incorrect, please contact us.
- This product is forbidden to use in explosion-proof occasions.

**Version :**

PDIS01\_V0.0



---

## Disclaimer

---

Please confirm the product and information after unpacking. Please contact us if the product is wrong, or the quantity is incorrect or the appearance is damaged.

---

## Package Contents

---

S/N	Item Name	Qty
1	Digital pressure gauge	1
2	Manual	1
3	Certificate	1

**Note :**

- When the backlight is not required, please turn off the backlight to extend the battery life.
- If the product is not used for a long time, please remove the battery.
- If you need to calibrate the product, please contact us. Do not disassemble the product privately

---

# Contents

---

Preface	2
Disclaimer	3
Package Contents	3
Contents	4
Chapter 1 : Introduction	5
1.1. Features	5
Chapter 2 : Parameters	6
Chapter 3 : Display & Button	7
Chapter 4 : Calibration	9
Chapter 5 : The Peak Record Function	9
Chapter 6 : Dimension & Installation	10
Chapter 7 : Notes	11
Chapter 8 : Warranty & After-sales Service	11

---

## Chapter 1 : Introduction

---

This is a high-precision intelligent digital pressure gauge, there is high-precision pressure sensor built-in , it can display real-time pressure accurately , and has high precision and good long-term stability.

The digital pressure gauge is equipped with large-size LCD liquid crystal display, with clear, backlight, switch machine, unit switching, low voltage alarm and other functions, it's easy to operate and install.

The products using 304 stainless steel shell and joints and has a good shock resistance, it can measure the gas, liquid, oil and other non-corrosive stainless steel medium.

The intelligent digital pressure gauge apply to portable pressure measurement, match with equipment, calibration equipment and other pressure measurement areas.

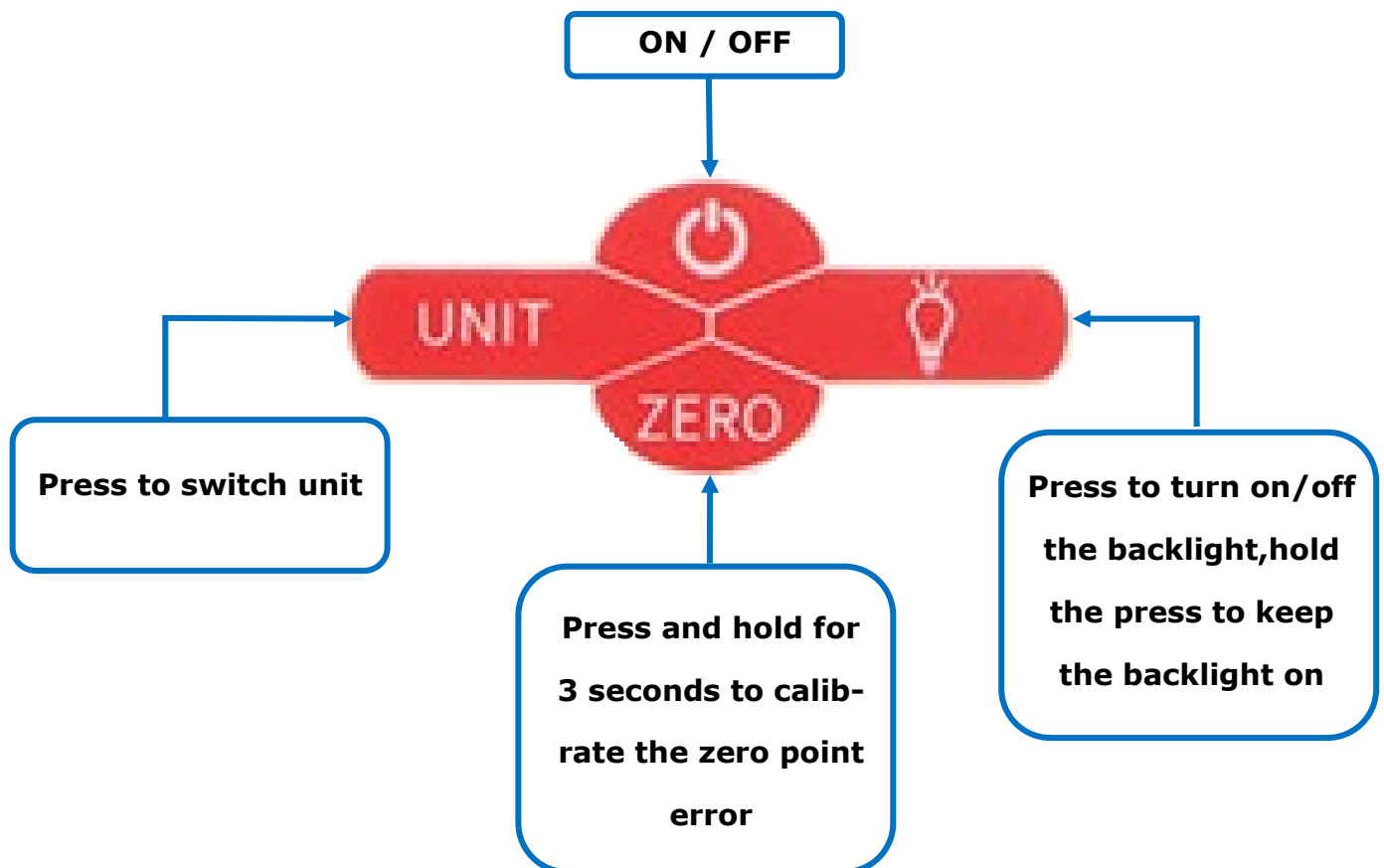
### 1.1. Features

- Pressure key to reset.
- High-quality stainless steel shell and Interface are shock-resistant and durable.
- A variety of measurement units, one key toggle.
- With temperature compensation, small temperature coefficient, and accurate measurement.
- Maximum 1.1 times of range overload display, and it has a peak record function.
- Four-digit half-segment display, accurate and intuitive.
- The battery power is graphically displayed, and the pressure value percentage meter bar graph display.
- Backlight for easy viewing at night.
- This product uses 2 AAA batteries for power supply.


## Chapter 2 : Parameters

Range	-0.1~0~60MPa
Pressure Type	Gauge pressure, Absolute pressure, Negative gauge pressure
Overload Capacity	<40MPa 150% ≥40MPa 120%
Accuracy	±0.5%
Long-term Stability	0.2% FS/Y
Dimension	Φ81mm* H131mm* W47mm
Weight	440g
Power Supply	3V (2 AAA batteries)
Battery Life	≥6months
Sampling Frequency	3 Times / Second
Backlight Color	White
Measuring Medium	Air, water, oil and other non-corrosive media on stainless steel
Peak Record	Yes
Case Material	304 Stainless Steel
Interface Material	304 Stainless Steel

## Chapter 3 : Display & Button





Symbol	Meaning
kPa、psi、kgf/cm2、bar、MPa	Pressure Unit
MAX	Maximum Pressure
MIN	Minimum Pressure
	Battery Power



---

## Chapter 4 : Calibration

---

If the pressure measurement is inaccurate and need calibration, please contact our service team.

**Note :** Do not calibrate the pressure gauge without technical support to avoid damage to the product.

---


## Chapter 5 : The Peak Record Function

---

Press and hold the "Unit" button for 3 seconds to display the maximum value of MAX recorded after the last clear. Press the "Unit" key briefly to switch the display minimum MIN and press the unit to exit the record again.

When the MAX or MIN value is displayed, press the "Clear" key for 3 seconds to record clearly and restart the recording data.

## Chapter 6 : Dimension & Installation



- (1) The pressure gauge supports vertical installation or horizontal installation.
- (2) The pressure can not exceed the range while using.
- (3) When there is no pressure but the pressure value is displayed, please press the "Zero" key to calibrate zero error
- (4) Before installing the product, check whether the pressure gauge is clean, and keep the pipeline clean during use.

---

## Chapter 7 : Notes

---

- After received product please check the packaging machine shape is intact, and timely check whether the model and specifications are same with the product you buy.
- Please pay attention to the product parameters before use to ensure that the use of parameters within the allowable range.
- This product is built-in diffusion silicon pressure sensor, it is a precision device, the user may not disassemble the product , not with a hard object touch the film, so as to avoid damage to the product.
- In the installation process, please use of hex wrench, not strong installation or removal, it's easy to damage the product, especially the installation of screws. Otherwise the damage is not within the scope of the warranty.
- It may be affected by the installation stress in the installation process , after installation, please clear before use.
- If there is an abnormal phenomenon, unless you have product adjustment equipment and skills, or please contact the company's after-sales technical staff.

---


## Chapter 8 : Warranty & After-sales Service

---

The product warranty period is calculated from the date of delivery for 12 months. During the warranty period, if the product has quality problems, our company provides free maintenance, replacement and return processing.

Specific quality assurance content:

- If the product general parts and components don't work, we are responsible for free repair.
- If the product main parts, components don't work, it can not be repaired and non-artificial causes damage, we are responsible for the replacement of the same model specifications of qualified products.
- If the design, manufacture and other reasons of the products caused by the main function does not meet the standards and the requirements of the contract, the customer requires to return the product, we will return the customer payment.



**CeYeKo**

Fluid Measurement Technology

[www.ceyeko.com](http://www.ceyeko.com)



Copyright © CeYeKo Technology 2021

Pressure Gauge Battery Powered Manual

PDIS01\_M\_V0.0